

### Visual Analysis:

Create a visual timeline that shows how Mouga Hill Rice has traveled across places and generations and how its meaning has changed over time.



### Instructions

1. Read the article Moruga Hill Rice: A Link Across Generations.
2. Build a timeline with at least six key events from the article. Include the following: A) a date or approximate period; 2) a short description of the event; 3) why the event matters or what changed.
3. Add a visual for each event. The image may come from the article, your own drawing or a photo you locate from a safe online search, or even a symbol such as a seed, ship, field, if no real image exists.
4. Make sure your completed timeline shows where the rice originated, how it traveled, who protected and preserved it and how its meaning continues today.

Mini-Guide: How to Add Images to Your Timeline

Choose pictures that connect clearly to the event. Strong image choices will either:

- Show what happened (ex: farm seeds, tools, land mentioned in the article), or
- Represent the meaning of the event (ex: a lock for loss, a bridge for connection).

Tip: If the picture helps you *explain the event*, it’s a good choice.

If printing: Print the image and glue, tape or draw the image in the cell.

If using a PDF: Click inside the picture cell, select “Add/Insert/Browse” image; choose your saved photo, then click “OK”.

Timeline<sup>1</sup>

Year / Time Period	Event / Development What happened?	Significance Why it mattered?	Picture
Enslavement Era, 18 <sup>th</sup> -19 <sup>th</sup> century	Transatlantic slave trade		
Late 1800s	Arrival of formerly enslaved Africans in Trinidad with upland rice seeds		
Early to Mid-1900s	Introduction of imported rice and shifting agricultural practices		
2015	Partnership between local farmers and University of Western Indies		
2016	Visit of Gullah Geechee leaders to Trinidad		
Present Day	Promotion of Moruga Hill Rice as national symbol		

Reflection Questions

Why do you think the preservation of Moruga Hill Rice is important to the people of Trinidad and Tobago? Use two examples from the timeline you created to support your answer.<sup>2</sup>







Explain how the images you selected visually reflect the event/development or its significance.

Common Core Standard(s) Met:

**CCRA.R.7** Integrate and evaluate content presented in diverse media and formats, including visually and quantitatively, as well as in words.

**CCRA.W.6** Use technology, including the Internet, to produce and publish writing and to interact and collaborate with others.

1

Year / Time Period	Event / Development What happened?	Significance Why it mattered?	Picture
Enslavement Era, 18 <sup>th</sup> -19 <sup>th</sup> century	Transatlantic slave trade	Introduced African rice-growing traditions to the Caribbean.	
Late 1800s	Arrival of formerly enslaved Africans in Trinidad with upland rice seeds	Maintained food self-sufficiency and preserved cultural heritage.	
Early to Mid-1900s	Introduction of imported rice and shifting agricultural practices	Hill Rice cultivation, declines, risking loss of traditional rice varieties and farming skills.	
2015	Partnership between local farmers and University of Western Indies	Increases cultivation and preservation of rice crop.	
2016	Visit of Gullah Geechee leaders to Trinidad	Their effort brings reconnection to ancestral traditions and revives interest.	
Present Day	Promotion of Moruga Hill Rice as national symbol	Ensures the crop's survival and strengthens cultural identity.	

2 Answers may include: The preservation of Moruga Hill Rice matters because it connects Trinidad and Tobago to its African heritage and strengthens local food security. For example, cultivation by freed African communities after emancipation shows resilience, and today’s revival efforts protect a traditional crop for future generations.